

30. Sensation Drill

When we hear a pitch before we play it, then it is much easier to play well.

Sadly unless you only play the melody you often don't really hear the pitch.

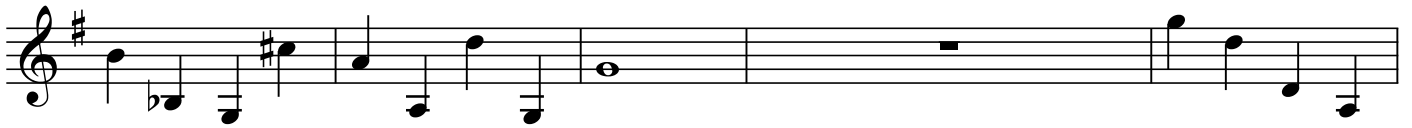
This exercise helps you to memorize the feel , and learn to hear it in your head before you play it.

They are horrible. Many years ago a pro symphony player told me that he felt this was the best exercise I ever wrote.

Sensation Drills

Pops

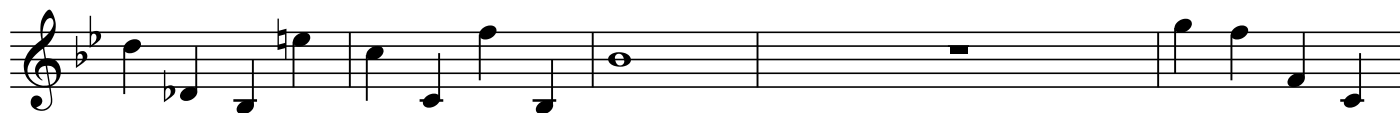
B \flat Trumpet



Sensation Drills

Pops


B \flat Trumpet



Sensation Drills

Pops

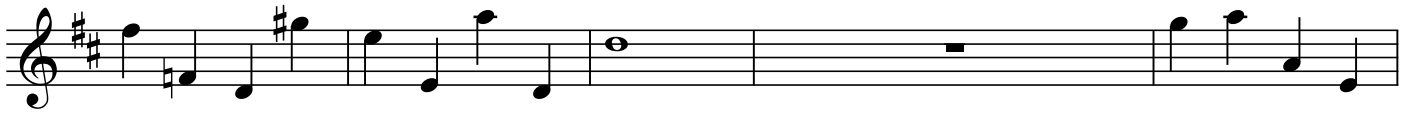
B \flat Trumpet



Sensation Drills

Pops

B \flat Trumpet



Sensation Drills

Pops

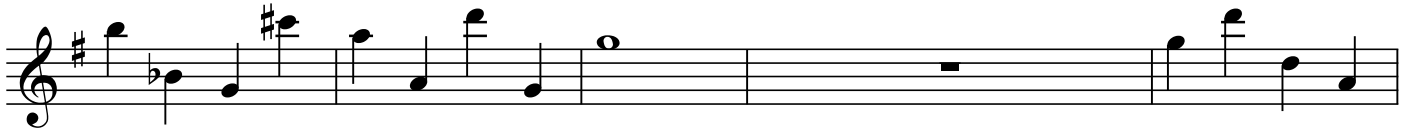
B \flat Trumpet



Sensation Drills

Pops

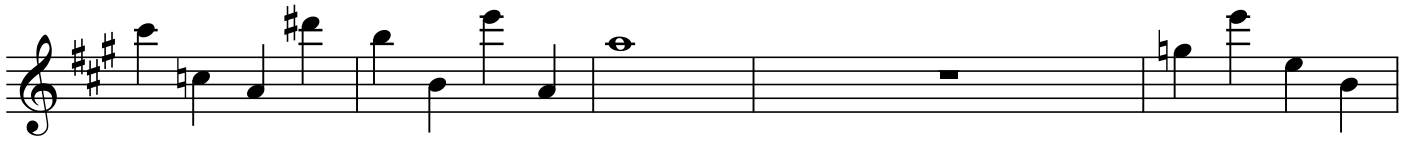
B \flat Trumpet



Sensation Drills

Pops

B \flat Trumpet



Sensation Drills

Pops

B \flat Trumpet





The musical score for B \flat Trumpet consists of five staves of music. The key signature is B \flat major (two flats), and the time signature is common time (C). The first staff begins with a treble clef and a common time signature. The music is a single melodic line with various rhythmic values including quarter, eighth, and sixteenth notes, as well as rests. The second staff continues the melody with a similar rhythmic structure. The third staff features a more complex rhythmic pattern with many sixteenth notes. The fourth staff has a mix of quarter and eighth notes. The fifth staff concludes the piece with a final cadence, marked by a double bar line.

2012

Sensation Drills

Pops

B \flat Trumpet



Sensation Drills

Pops

B \flat Trumpet

